

Welcome BACK to SCHOOL

Unit	Lesson	Page
I	Lesson 1 : Hello	1
	Lesson 2 : My Name is...	1
	Lesson 5 : I like...	2
II	Lesson 1 : My Schoolbag	3
	Lesson 4 : My classmates	4
	Lesson 5 : My School	4
III	Lesson 1 : My lovely family	5
	Lesson 2 : Meet my family	5
IV	Lesson 1 : Days of the week	6
	Lesson 2 : My morning	7
	Lesson 5 : My weekend	7
V	Lesson 1 : Pets are nice	9
	Lesson 2 : Have you got a pet ?	9
	Lesson 4 : I love my pets	10



English Program

Lesson n°1: Hello, I'm...



-What's your name?

→My name is Mohamed. / I'm Mohamed.

-What's his name?

→His name is Ali.

-What's her name?

→Her name is Houda.

Lesson n°2: Hello, I'm...

-Hello!

-Hi!

-Nice to meet you.

-Pleased to meet you, too.

-How are you?

-I'm fine, thank you, and you?

- I'm OK, thanks.

Lessons n°3, n°4 and n°5: The alphabet

Capital letters:

A, B, C, D, E, F, G, H, I, J, K, L, M, N, O, P, Q, R, S, T, U, V, W, X, Y, Z.

A, B, C, D, E, F, G, H, I, J, K, L, M, N, O, P, Q, R, S, T, U, V, W, X, Y, Z.

Small letters:

a, b, c, d, e, f, g, h, i, j, k, l, m, n, o, p, q, r, s, t, u, v, w, x, y, z.



a, b, c, d, e, f, g, h, i, j, k, l, m, n, o, p, q, r, s, t, u, v, w, x, y, z.

(26 letters)

- Spell Mohamed, please.

- OK, M-O-H-A-M-E-D.

Lesson n°6: Where are you from?

<p>• Ali is a boy. He's a boy</p>	
<p>• Fatma is a girl. She's a girl.</p>	

•What's his name?

This is my friend, his name is Ali.

•What's her name?

This is my friend, her name is Fatma.

Lesson n° 7: Where are you from?

•Where are you from?

→ I'm from Bennane.

→ I'm from Tunisia.

→ I'm Tunisian.

•Where's Ali from?

→Ali is from Tunisia.

→ He's Tunisian.

•Where's Amélie from?

→Amélie is from France.

→ She's French.

•Where's John from?

→John is from England.

→ He's English.

•Where's Maria from?

→ Maria is from Italy.

→ She's Italian.

Country (countries)	Nationality(nationalities)
Tunisia	Tunisian
England	English
France	French
Italy	Italian



Lesson n° 8:

Let's count

1	one	13	thirteen	40	forty
2	two	14	fourteen	50	fifty

3	three	15	fifteen	60	sixty
4	four	16	sixteen	70	seventy
5	five	17	seventeen	80	eighty
6	six	18	eighteen	90	ninety
7	seven	19	nineteen	100	hundred
8	eight	20	twenty	128	one hundred and twenty-eight
9	nine	21	twenty-one	999	nine hundreds and ninety-nine
10	ten	22	twenty-two	1000	thousand
11	eleven	30	thirty	1183	one thousand and one hundred and eighty-three
12	twelve	31	thirty-one	8975	eight thousands and nine hundreds and seventy-five

- Count from 1 to 10, please.
- OK, 1, 2, 3, 4, 5, 6, 7, 8, 9, 10.
- Spell "one" please.
- OK, O-N-E.

Lesson n° 9: How old are you?

- * How old are you?
→ I'm eleven.
→ I'm four and seven (11).
- * How old is Ali?
→ Ali is 13. / He's 13.
- * How old is Nada?
→ Nada is 17. / She's 17.

Lesson n°10: What's your phone number?

What's your phone number?



→My phone number is 8, 4, 4, 0, 8, 4, 7,

4.

→My phone number is 84, 40, 84, 74.

Lesson n° 11: My family



father, mother, brother, sister, family

Who's this?

- **This is** my father, **his** name is Mohamed.
- **This is** my mother, **her** name is Alia.
- **This is** my brother, **his** name is Mourad.
- **This is** my sister, **her** name is Dalila.

Lesson n° 12: Parents and children

parents, son, daughter, child, children

Who's this?

- **This is** my son, **his** name is Mourad.
- **This is** my daughter, **her** name is Dalila.

Who are these?

- **These are** my parents / children / sons /



daughters.

La Famille

The Family

Les grand-parents
The grandparents

Le grand-père La grand-mère
The grandfather The grandmother



La tante
The aunt

La mère
The mother

Le père
The father

L'oncle
The uncle



Les parents
The parents



Le cousin
The cousin (boy)

Le frère
The brother


La soeur
The sister



Moi
Me

Les cousins: the cousins
La cousine : the cousin (girl)
Le petit-fils: the grandson
La petite-fille: the granddaughter
Le neveu: the nephew
La nièce: the niece
L'enfant: the child
Les enfants: the children
Le bébé: the baby
Le garçon: the boy
La fille: the girl
Le mari: the husband
La femme: the wife

Le papa: the dad
La maman: the mom
Le beau-père: the stepfather
La belle-mère: the stepmother
Le fils: the son
La fille: the daughter
Le beau-fils: the stepson
La belle-fille: the stepdaughter



* Who's this?

→ This is my mother.

*What's her name?

→ Her name is Alia.

⇒ This is my mother, her name is Alia.

*What's this?

→ This is a plane. / It's a plane.



→ This is a bike. / It's a bike.



Lessons n°14, n°15 and n°16: What time is it?

Different ways of telling time in English

➤ We use **o'clock** only at the full hour:



9:00
It's nine o'clock.



11:00
It's eleven o'clock.



7:00
It's seven o'clock.



***What time is it, please?**

- It's ten o'clock.
- It's ten five.
- It's three fifty.
- It's seven thirty - five.

***Is it five o'clock?**

- Yes it is.
- Yes, it's five o'clock

***Is it 4 o'clock?**

- No, it isn't.
- No, it is not.
- No, it isn't 4 o'clock.
- No, it isn't 4 o'clock, it's five o'clock.
- No, it's five o'clock.



*** What time is it, please?**

- It's seven fifty - three

*My schooldays are Monday, Tuesday, Wednesday, Thursday, Friday and Saturday.

*Sunday is a holiday.

- There's school on Monday.

- There isn't school on Sunday, it's a holiday.

*When is the football match?

→ The football match is on Sunday.

→ It's at 5 o'clock.

→ The football match is on Sunday at 5 o'clock.

*When is the film?

→ The film is on Saturday. It's at 9 o'clock.

*When is the cartoon program?

→ It's at 3 o'clock.

AT

at 9 o'clock
at Christmas
at Easter
at noon
at night
at midnight
at the weekend
at lunch time
at dinner
at that time
at the moment

IN

in the morning
in the evening
in the afternoon
in the Easter holiday
in the Christmas holiday
in the winter
in the summer
in 2013
in the 21st century
in August
in December
in three hours
(three hours from now)

ON

on Mondays
on Friday
on Saturday
on Sunday morning
on Friday evening
on Easter Monday
On Christmas Day
on Saturday night
on June 13th
on a summer evening
on a cold day
on that day

AT - ON - IN

PREPOSITIONS OF TIME



AT + Specific Time

AT + Holiday Period

ON + Days

ON + Dates

IN + Months

IN + Years

IN + the + Decade

IN + the + Century

IN + Season

IN + Time Period

- I get up **at** 7 o'clock.
- The movie starts **at** 8.30.
- They sing carols **at** Christmas.
- Come and visit us **at** Thanksgiving.
- I will visit you **on** Wednesday.
- Where were you **on** Friday?
- His birthday is **on** March 27th.
- The exam is **on** the 16th.
- My birthday is **in** January.
- I'm going on vacation **in** August.
- Shakespeare was born **in** 1564.
- The Titanic sank **in** 1912.
- Life was difficult **in** the 1940s.
- There were many hippies **in** the '60s.
- We are living **in** the 21st century.
- It was built **in** the sixth century.
- We go to the beach **in** summer.
- There are many flowers **in** spring.
- The meeting starts **in** ten minutes.
- She will be here **in** three hours.



Lesson n°18: My timetable

School timetable		Name: Kim				
	Monday	Tuesday	Wednesday	Thursday	Friday	
9.00 - 10.30	English 	maths 	history 	English 	science 	
Break						
11.00 - 12.30	maths 	IT 	science 	maths 	English 	
Lunch time						
1.30 - 3.00	geography 	music 	PE 	drama 	art 	
After school	football 	X	piano 	X	swimming 	

(geography, art, music, sport, science, science, computer science, history, maths, **English**, **French**, **Arabic**)

*When do you study maths?

→ I study maths on Monday, Tuesday and Thursday.

*What do you study on Tuesday?

→ On Tuesday, I study maths, computer science and music.

→ I study maths, computer science and music on Tuesday.

Lesson n°19: Months

The months: **January / February / March / April / May / June / July / August / September / October / November / December.**

*March is before April.

*June is after May.

2018

January							February							March							April						
S	M	T	W	T	F	S	S	M	T	W	T	F	S	S	M	T	W	T	F	S	S	M	T	W	T	F	S
	1	2	3	4	5	6					1	2	3					1	2	3	1	2	3	4	5	6	7
8	9	10	11	12	13	14	4	5	6	7	8	9	10	4	5	6	7	8	9	10	8	9	10	11	12	13	14
15	16	17	18	19	20	21	11	12	13	14	15	16	17	11	12	13	14	15	16	17	15	16	17	18	19	20	21
22	23	24	25	26	27	28	18	19	20	21	22	23	24	18	19	20	21	22	23	24	22	23	24	25	26	27	28
29	30	31					25	26	27	28				25	26	27	28	29	30	31	29	30					

May							June							July							August						
S	M	T	W	T	F	S	S	M	T	W	T	F	S	S	M	T	W	T	F	S	S	M	T	W	T	F	S
		1	2	3	4	5					1	2	1	2	3	4	5	6	7				1	2	3	4	
6	7	8	9	10	11	12	3	4	5	6	7	8	8	9	10	11	12	13	14	5	6	7	8	9	10	11	
13	14	15	16	17	18	19	10	11	12	13	14	15	15	16	17	18	19	20	21	12	13	14	15	16	17	18	
20	21	22	23	24	25	26	17	18	19	20	21	22	22	23	24	25	26	27	28	19	20	21	22	23	24	25	
27	28	29	30	31			24	25	26	27	28	29	29	30	31					26	27	28	29	30	31		

September							October							November							December						
S	M	T	W	T	F	S	S	M	T	W	T	F	S	S	M	T	W	T	F	S	S	M	T	W	T	F	S
						1		1	2	3	4	5					1	2	3							1	
2	3	4	5	6	7	8	6	7	8	9	10	11	3	4	5	6	7	8	9	2	3	4	5	6	7	8	
9	10	11	12	13	14	15	13	14	15	16	17	18	10	11	12	13	14	15	16	9	10	11	12	13	14	15	
16	17	18	19	20	21	22	20	21	22	23	24	25	17	18	19	20	21	22	23	16	17	18	19	20	21	22	
23	24	25	26	27	28	29	27	28	29	30	31		24	25	26	27	28	29	30	23	24	25	26	27	28	29	
30													31							30	31						

Calendar Templates by [calendar2.com](#)

http://www.calendar-templates.com/2018.html

© 2017 calendar2.com. All rights reserved.

Lesson n° 20:

Months

*How many **days** are there in January?→ There are **31 days** in January.→ In January, there are **31 days**.Lesson n° 21:

It's my birthday




*When is your birthday?

→ My birthday is in June.

Lessons n°22 and n°23: Seasons

The Seasons: Spring - Summer - Autumn - Winter.



(cold, hot, windy, fine, beautiful, nice, snowy, rainy, sunny, cloudy)

*Is it cold in Winter?

→ Yes, it is.

→Yes, it's cold in Winter.

*Is it hot in Winter?

→No, it isn't.

→No, it is not.

→ No, it isn't hot in Winter.

→No, it isn't hot in Winter, it's very cold.

→No, it's very cold in Winter.

→ No, it's hot in Summer.

*What's the weather like in Spring?

→It's nice and fine in Spring.

→In Spring, it's nice and fine.

Lesson n° 24: (north, south, east, west)





***Where's Bizerte?**

→Bizerte is in the north.

***Where's Tataouine?**

→Tataouine is in the south.

***Where's Kasserine?**


→Kasserine is in the west.

***Where's Mahdia?**

→Mahdia is in the east.

Lessons n°25 and n°26: My body

Body Parts



(face, head, nose, mouth, tooth, teeth, eye, ear, shoulder, body, arm, hand, finger, leg, knee, foot, feet, toe)

***What's this?**

→ This is **a** face / **a** head / **a** nose / **a** mouth / **a** leg / **a** hand

→ This is **an** ear / **an** eye / **an** arm.

→ This is my nose / ear / arm / leg

→ This is your mouth / eye / head

***What are these?**

→ These are my **teeth**.

→ These are my **feet**.

***Touch your nose!**

→ O.K. This is my nose. (...)

We use " a " before a noun beginning with a consonant. __

Lesson n°27: Billy the clown



(blue - brown - green - black - long hair / short hair)

1) *What colour is **your hair**?

→ **My hair** is black.

*What colour is **his hair**?

→ **His hair** is brown.

*What colour is **her hair**?

→ **Her hair** is black.

2) *What colour are **your eyes**?

→ **My eyes** are black.

*What colour are **his eyes**?

→ **His eyes** are brown.

*What colour are **her eyes**?

→ **Her eyes** are blue.

Lesson n°28: My friends



TALL



SHORT

(slim - fat - short - tall)


*I'm fat / slim / short / tall, and you?

*I'm fat and short.

*He / She's fat / slim / ...

*They are tall / short / ...

Lesson n°29: My schoolbag



(schoolbag / bag, pen, pencil, book, notebook, pencil case, eraser, ruler)

***What have you got?**

→ I've got a schoolbag / a bag.

***What have you got in your bag?**

→ I've got two books, three notebooks and a pencil case, in my bag.

→ In my bag, I've got two books, three notebooks and a pencil case.

***What have you got in your pencil case?**

→ I've got four pens, a pencil and an eraser.

Lessons n°30 and n°31: My classroom



(computer - desk- chair- board- classroom-
teacher- pupil- playground- classroom)



*Where's the book?

→ The book is **in** the bag.

→ The book is **under** the chair.

→ The book is **on** the desk.

*Where's the teacher?

→ The teacher **is** in the classroom.

→ He / She's **in** the classroom.







*Where are the pupils?

→The pupils **are** in the playground.

→They **are** in the

playground.

Lesson n° 32: My school

(door  - window 
 Shapes: triangle  - rectangle  - square  circle 
 circle

*How many **triangles** are there?

→ **There are three triangles.** 

*How many **doors** are there, in the classroom?

→ **There's one door.**

Lesson n°33: Colours

(white , yellow , grey , purple , red , pink 
 , orange , black , blue , green , brown 
 brown)

*What colour is the pen?

→ The pen is blue / red / green / ...

→ It's blue / red / green / ...

Lessons n° 34 and n°35: clothes

***Singular nouns:** pullover, dress, t-shirt, skirt, jacket, shirt, coat, cap.

***Plural nouns:** sneakers, socks, trousers, shorts, shoes.

*What's this?

→ This is a pullover.

→ This is a pink pullover.

*What are these?